



Redesign Needs Assessment 3 Alternative Approaches

Feasibility and Planning Study Work Group
September 29, 2004

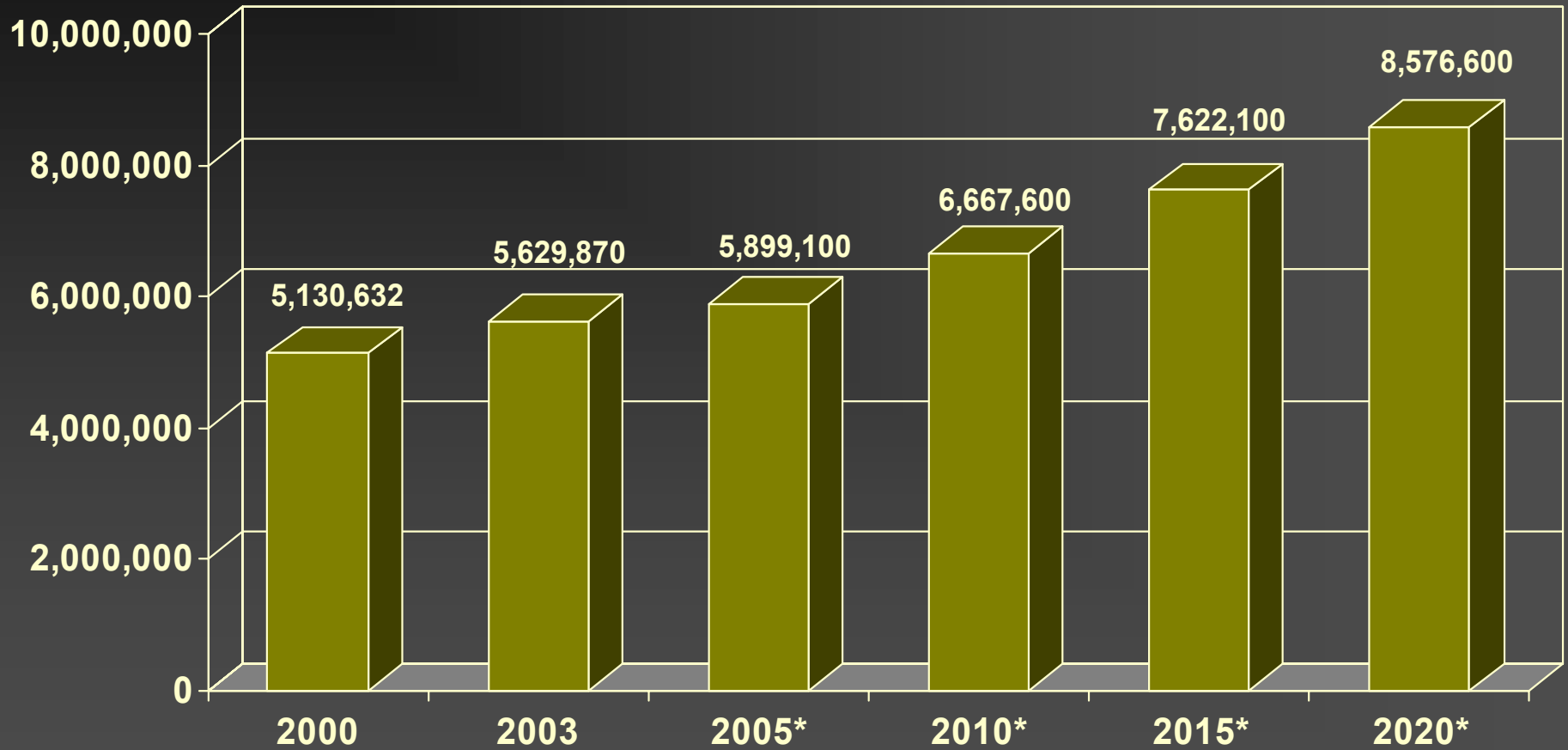
Three Ways to View Needs

- Traditional enrollment forecasting.
 - Labor market demand for occupations needing postsecondary education.
 - Educational attainment of Arizona's population relative to other states.
-

Traditional Enrollment Forecasts

- Projection model developed for Governor's Task Force on Higher Education in 1999.
 - Review model, assumptions, and output.
 - Update inputs as needed with more current enrollment data, Census 2000, etc.
 - Compare output to existing products.
-

Arizona's Growth in Population

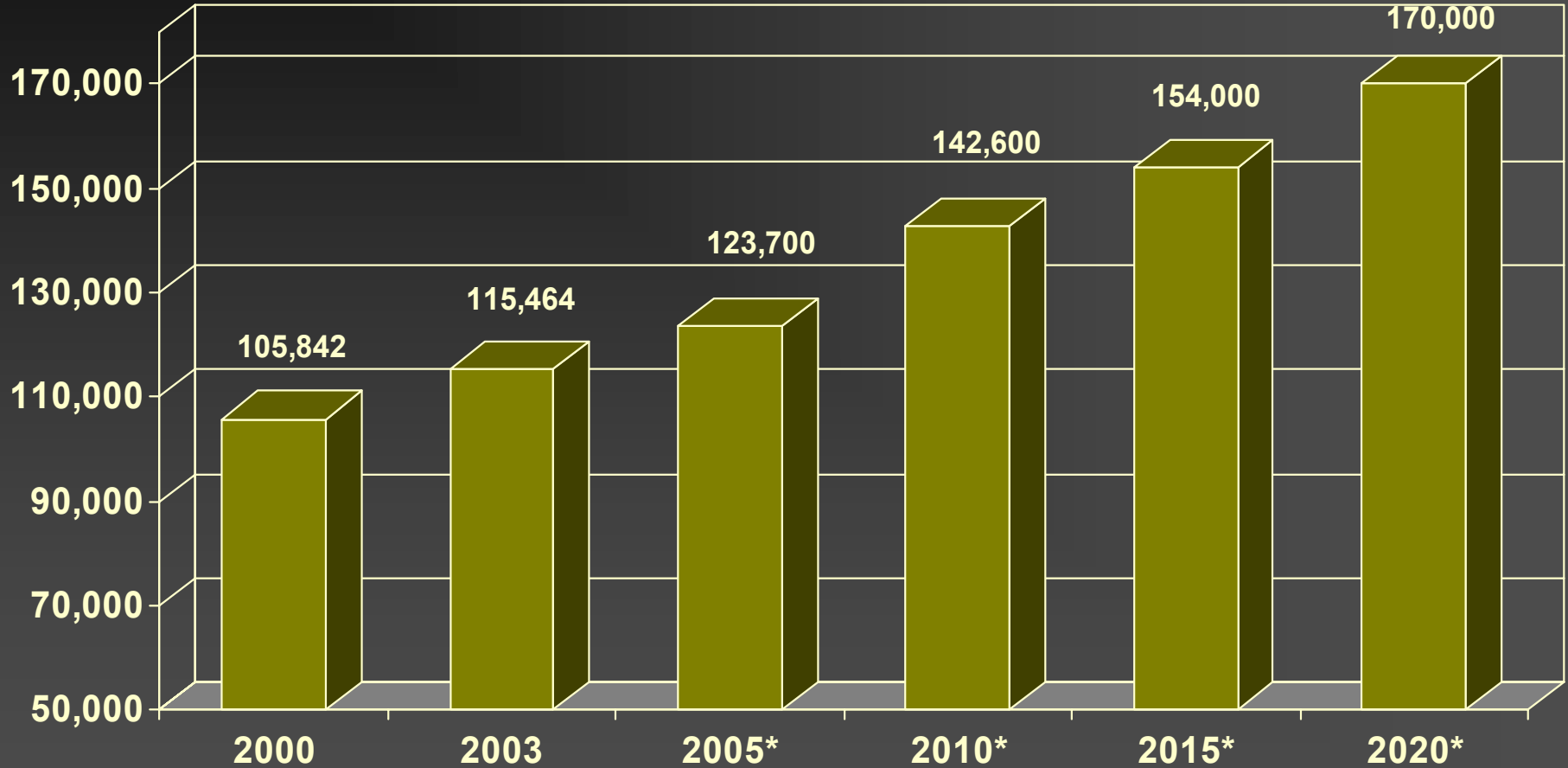


Source: Arizona Board of Regents

September 2004

*Projection

University Enrollments Continue to Grow

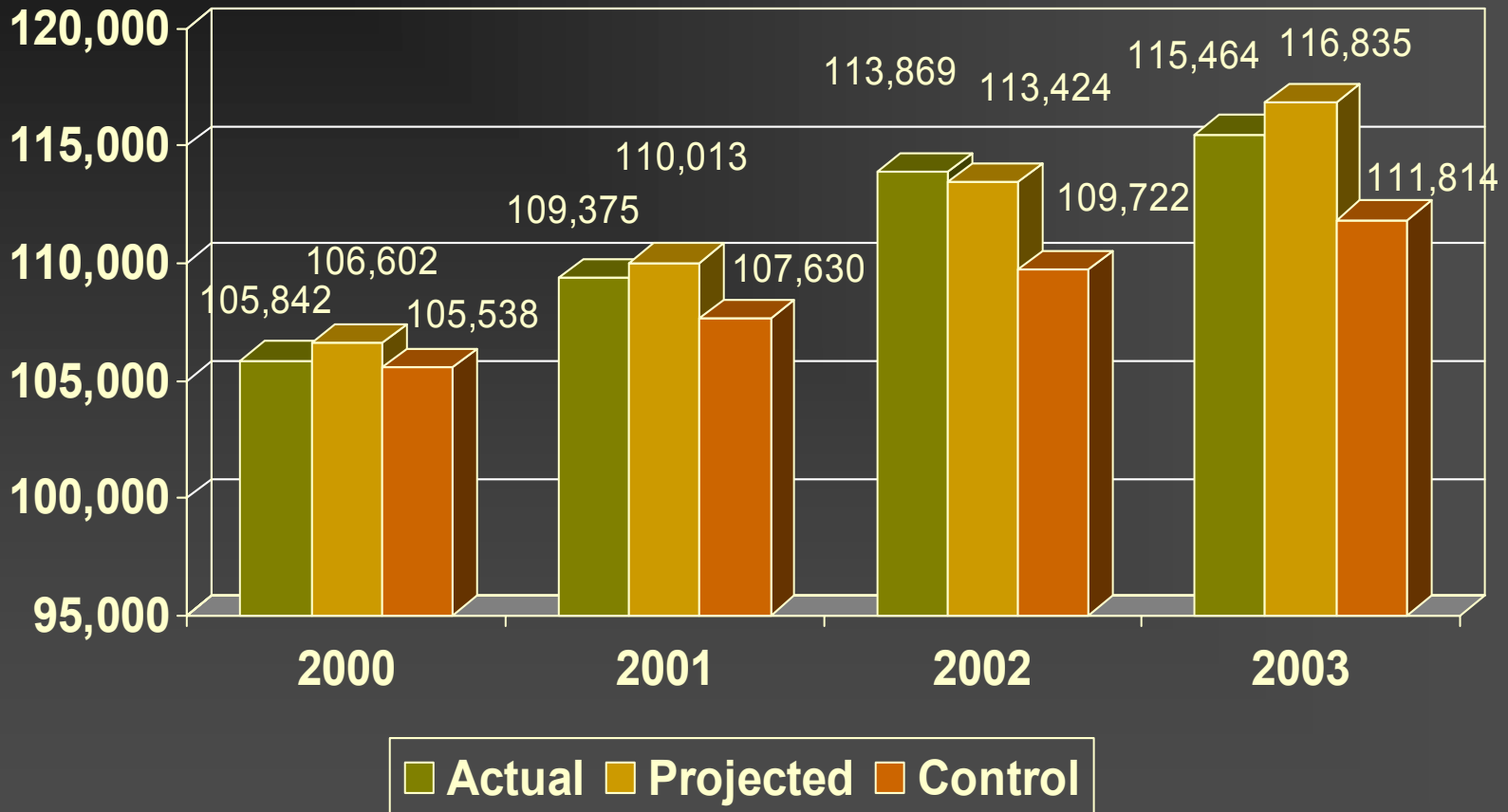


Source: Arizona Board of Regents

September 2004

*Projection

Actual vs Projected Enrollments



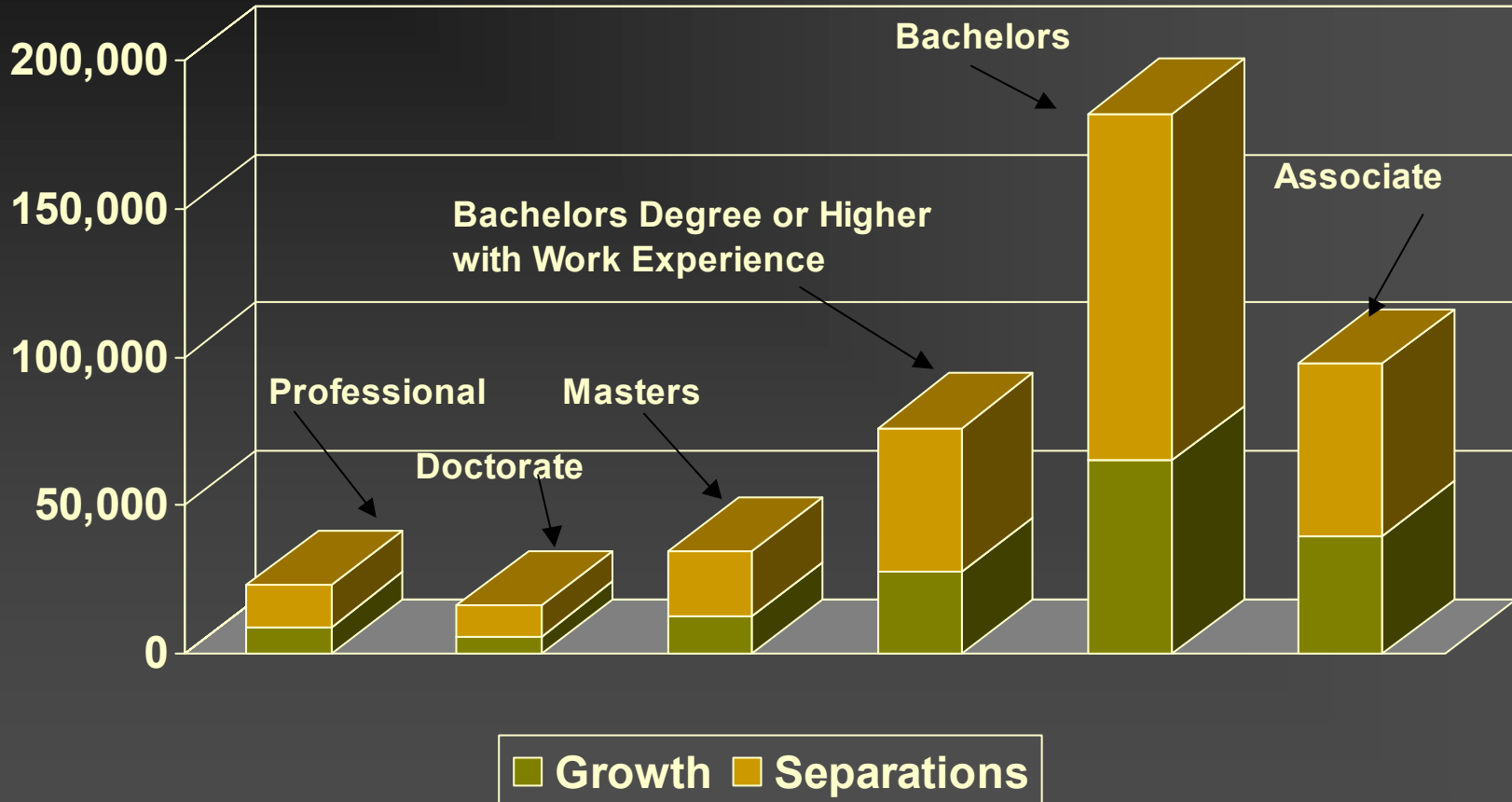
Source: Arizona Board of Regents

September 2004

Labor Market Demand

- Occupational employment projections for Arizona recently released for 2003-2013.
 - Group occupations by educational requirement.
 - Possibly extend forecast period.
 - Compare employer demand for workers with employee supply from educational institutions.
-

Projected Demand 2003-2013



Source: DES & Arizona Board of Regents

September 2004

Degrees vs Job Demand

- In the next ten years, Arizona's economy will need over 330,000 Bachelor, 74,000 Master, 16,000 PhD, and 23,000 Professional degrees.
 - Over the period 1993-04 to 2003-04, Arizona's public universities graduated 170,157 Bachelor, 59,374 Master, 8,269 PhD, and 5,247 Professional degree students.
-

Educational Attainment in Arizona

- Two key accountability measures that Regents track: access and success.
 - Access looks at the percent of eligible high school seniors enroll in an Arizona university.
 - Success looks at the number and percent of students who graduate within 6 years.
 - To be competitive in a knowledge-based economy, education is key.
-

Arizona Compared to the US

- In 1990, Arizona had 20.4% of its population ages 25-34 with at least a bachelor's degree.
- In 2000, that ratio had risen to 22.9%.
- To be among the top 10 states in the nation, the ratio would have to rise to 32.3%.
- That means that in 2000, there was a deficit of over 53,500 Arizona residents without at least a bachelor's degree.
- In 1990, the US had 22.7% of its population ages 25-34 with at least a bachelor's degree.
- In 2000, that ratio had risen to 27.5%.
- The educational level nationally of those with at least a bachelor's degree is rising nearly twice as rapidly as Arizona's increase.